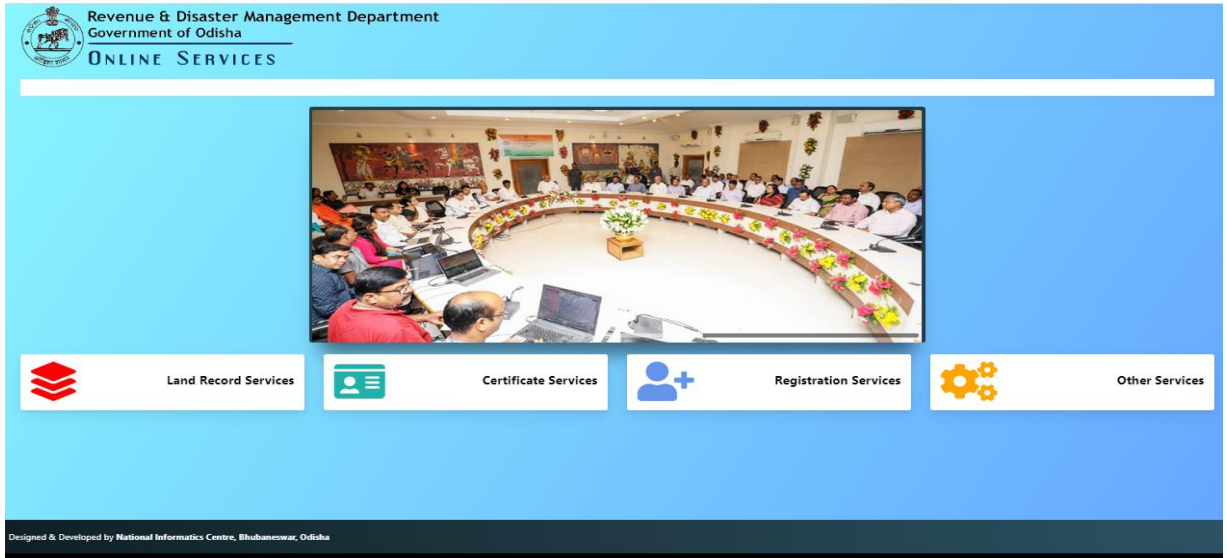
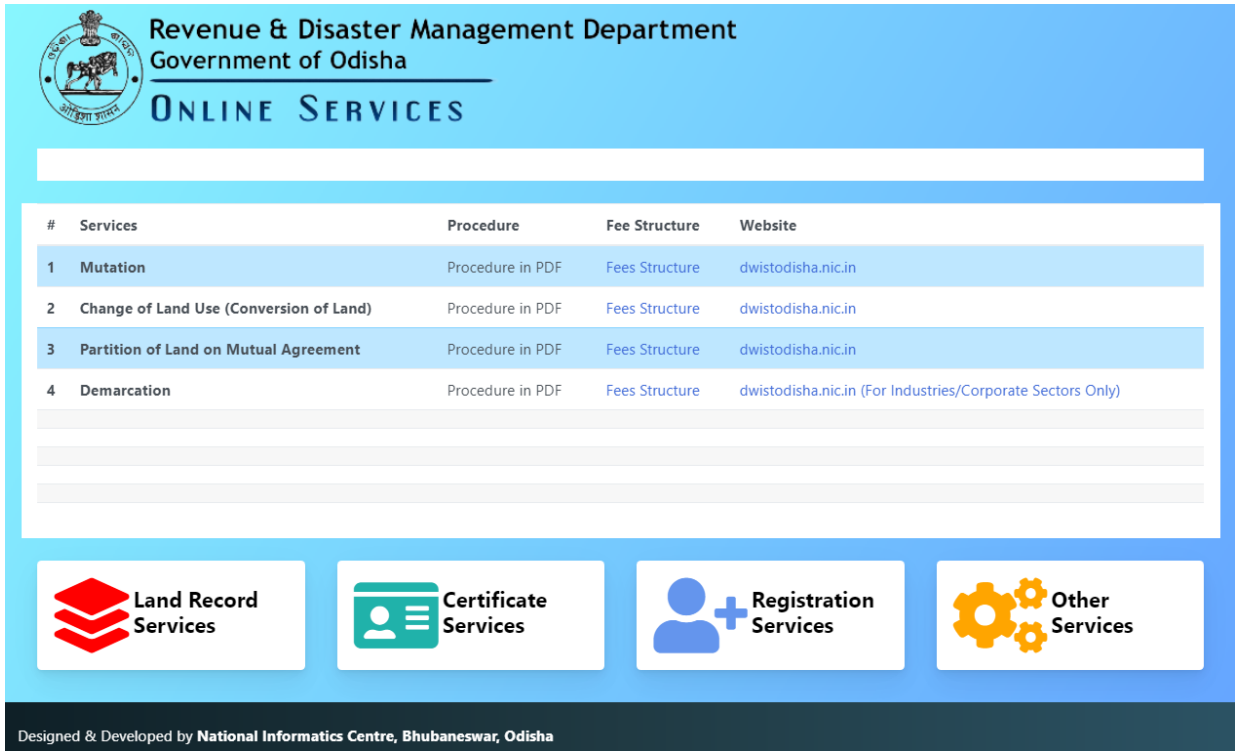


**Procedure to apply for conversion of agriculture land for non-agriculture purpose**


1. Visit URL <http://dwistodisha.nic.in/OnlineServices/index.html>




2. Click on link “Click on link **“Land Record Services”**”



3. Click on link “Click on link **“dwistodisha.nic.in”**”



## Government of Odisha Revenue & Disaster Management Department



### ONLINE SERVICES


1. [Apply for Mutation](#)
2. [Apply for Conversion of Agricultural Land U/s 8\(A\) of OLR Act](#)
3. [Apply for Demarcation \(For Industries/Corporate Sectors only\)](#)
4. [Apply for Partition of Land on Mutual Agreement U/s Sec 19\(1\)C of OLR Act](#)

Download

Application

Designed & Developed By NIC,Bhubaneswar.

4. Click on link **“Apply for Conversion of Agriculture land for non-agriculture purpose u/s 8(A) of OLR Act”**



### Government of Odisha Revenue & Disaster Management Department

#### FORM No.25 APPLICATION FOR CONVERSION OF AGRICULTURAL LAND FOR NON AGRICULTURAL PURPOSE

All \* fields are mandatory

Name of Raiyat : \*  Father's/Husband's Name : \*

#### Present Address

Village/Town : \*  Address : \*

District : \*  State : \*

Pin : \*  Email Id : \*

Mobile : \*

Specific purpose for which the land will be utilized after conversion : \*

#### Particulars of land

District : \*  Tahasil : \*

Village : \*  Khata No : \*

Choose Plot : \*  Select All

325
  326

Plot No	Total Area (in Acres)	Total Area (in Hectares)	Kisam	Area applied for Conversion (in Acres)	Area applied for Conversion (in Hectares)
325	0.030	0.0121	ଘରଘର	0.010	0.0040

Classification and status as per current R.O.R : \*

Whether the land is situated in any area within 0.5 km on either side of National Highway or 0.25 km on either side of state Highways : \*

Yes  No

Situation of land : \*

Municipal Corporation  Municipality  
 NAC  Developing Area  
 Rural Area

The land is intended to be used /already used for non agricultural purpose: \*

Already Used  Intended to be used

From Date : \*


Source of Ownership: \*

Purchase

Approximate market value of the land: 4000

I do hereby declare that I have enclosed the relevant documents and indicated the details of land for conversion. I am willing to pay necessary fees as will be determined.

Enter Captcha : \*

tgikzQ 

Update

**Payment Details**

Application Fee :	10.00	Demarcation Fee :	20.00
Fee for Speed Post of RoR :	40.00	User Fee :	80.00
Proclamation Fee :	20.00		
<b>Total Amount:</b>	<b>170.00</b>		

Make Payment

Designed & Developed By NIC,Bhubaneswar.

5. Fill up the Applicant details like Name, Father's/Husband's Name, Address as shown in the screen. The applicant must provide valid PIN and correct mobile number. SMS will be sent in the mobile number provided by you.
6. Then provide the details about the land like Tahasil Name, Village Name, Khata No. , Plot No. and extent of area.
7. Rest of the information like location of the land, date from which the land is already used/intended to be used for non-agricultural purpose must be provided.
8. Then click on the Submit button.
9. You will get your Application Number which is very important for future correspondence with Tahasil.
10. Now, you should pay the requisite Fee.
11. You may either using net banking or Debit Card/Credit Card.
12. Check the amount that you need to pay and Click on 'Make Payment". It will take you to Treasury Portal of Odisha. Now follow the instruction coming in your screen and make payment. Once payment is successfully made, you will get Acknowledgement-cum-Payment Receipt. Note that while making payment , if you do not get the receipt from the portal even after the amount is deducted from your account, then please check your payment status in the portal by quoting your Transaction Id. You may generate the receipt using Transaction Id.
13. Now your application will be visible to respective Tahasildar for processing. SMS will be sent to you when Tahasildar institute the case after verifying the document submitted by you.
14. After the institution of the case, you may also get status of the case in DWIST portal at <http://dwistodisha.nic.in>
15. You will get SMS when the application is approved/allowed by Tahsildar. You will deposit the Conversion Fee by checking you application status at <http://dwistodisha.nic.in>.